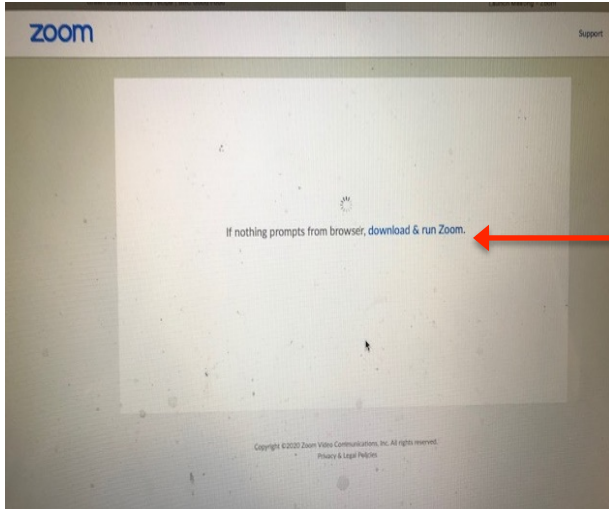


If you are new to Zoom you need to download the application before you can join the Prayer Meeting.

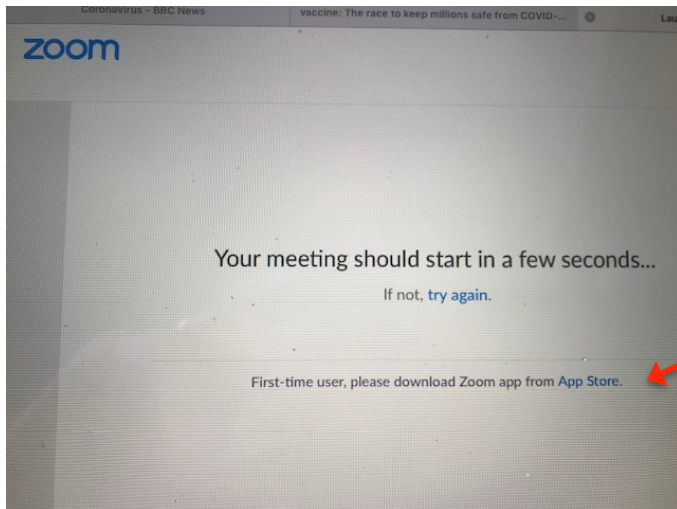
You will need a device that has a camera and a microphone

Click the "Join Zoom Meeting link in the email you received from ChurchSuite



This the the web page you will see if you are installing from a PC or Laptop.

Follow the instruction to download Zoom

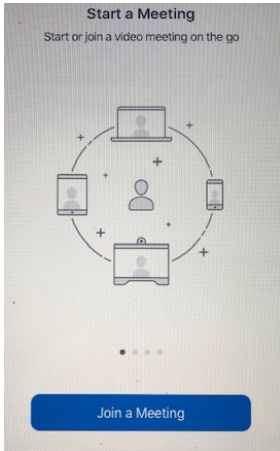


This the the web page you will see if you are installing from a Tablet or Smart Phone.

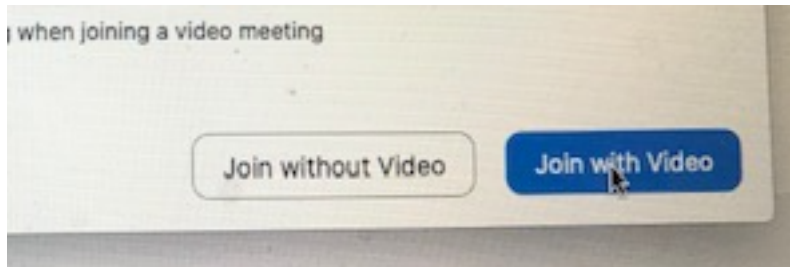
Follow the instructions to download Zoom

When Zoom has Installed. Close the browser window and any Zoom window

Re-click the link in the email. The meeting will open automatically



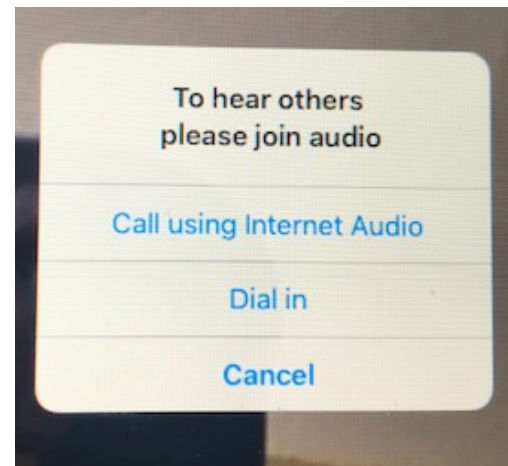
A join Meeting screen will appear and the meeting will open automatically



If prompted click Join with Video

If Prompted click Join with Computer Audio

Tablet and Smart phone click Call using internet Audio



On the screen you will see others when they join

Moving the mouse arrow to the top and bottom of the screen on Tablets and phone shows
Some controls

Microphone icon – Click to mute yourself and click to un mute

Video icon - Click to stop video (Others will see a blank screen) Click to restart video

Leave Meeting - Red words. Click when you want to leave the meeting

Depending on you device you may be able to change the view

Speaker View - Shows a main central image and others in the meeting as thumbnail images

Gallery View - Shows everyone as small images covering the screen

During the meeting

There is no leader in the Parish Prayers so each can pray as the spirit takes them

It is best to remain silent until one person has finished their prayer and then pause before you speak
so as to avoid as much as possible more than one person speaking at once.